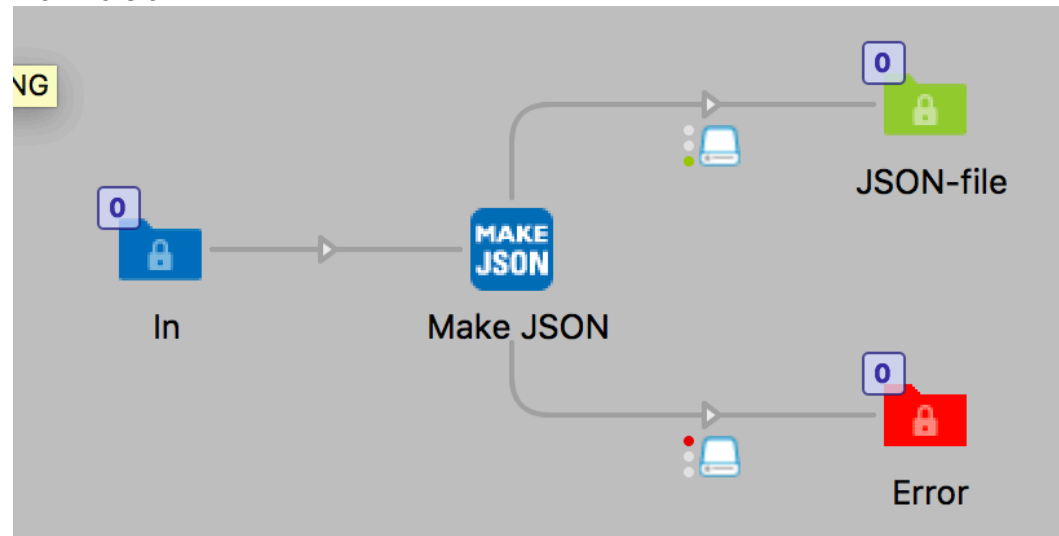


Make JSON

Description

Make JSON will let you create a JSON-file from text and Switch variables of your selection. This is a simple way to make JSON files for other uses in other systems outside of Switch.

Flow version 4



Flow version 1



This app is very simple, you have a multiline editor with variables where you can write your own JSON-code and add values from variables. For example you can pick up an XML file in Switch and make a JSON file out of it.

Note that there is no validation of the JSON in version 1

Compatibility

For Make JSON v1 Switch 13 update 1 to Switch 2017 update 1.
 Make JSON v4 Switch 2017 update 2 and up.
 Windows or Mac OSX.

Compatibility third-party applications

No third party applications are used by this app.

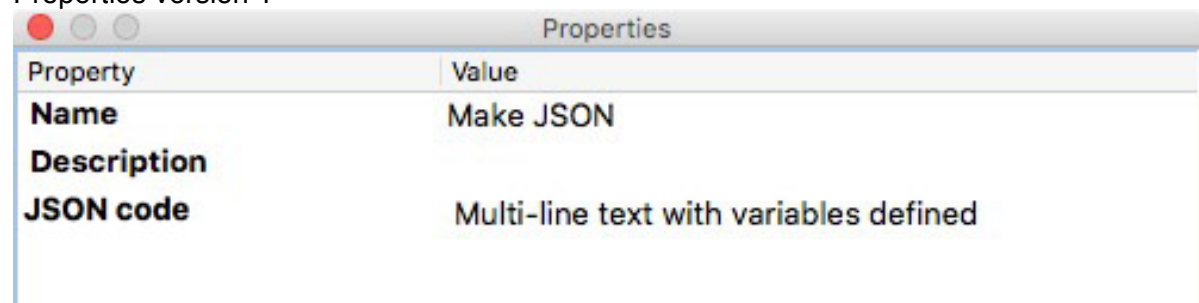
Connections

Make JSON has traffic light outgoing connection with Success and Error options. No settings are available for the outgoing connection.

Properties detailed info

There is only one property to set in version 1, the JSON code is a multiline text field where you can add Switch variables. What you write in this field will be the content of the JSON file. With version 4 you have the option to include the JSON as Private data or not.

Properties version 1



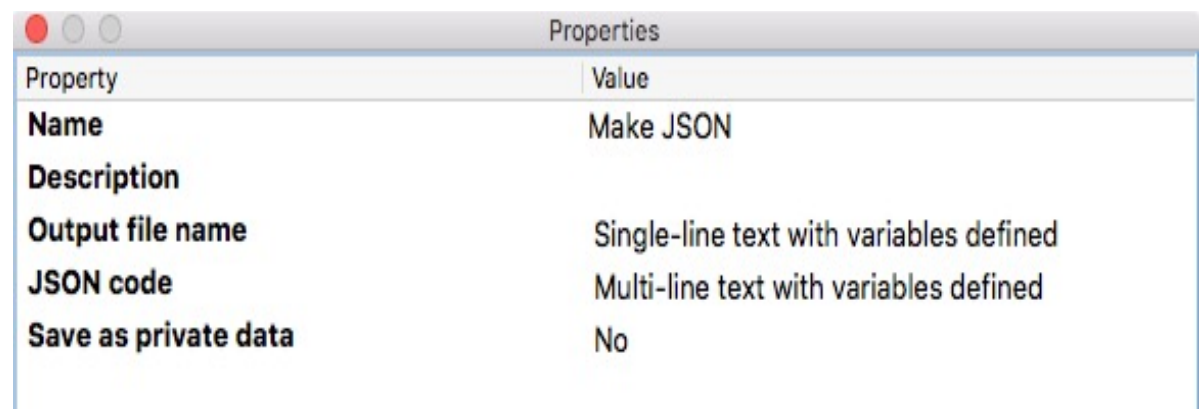
| Property | Value |
|--------------------|--|
| Name | Make JSON |
| Description | |
| JSON code | Multi-line text with variables defined |

Properties version 6 with option to add the JSON as Private data in to the job.

The Key to access the private date is: **myJsonData** i.e.

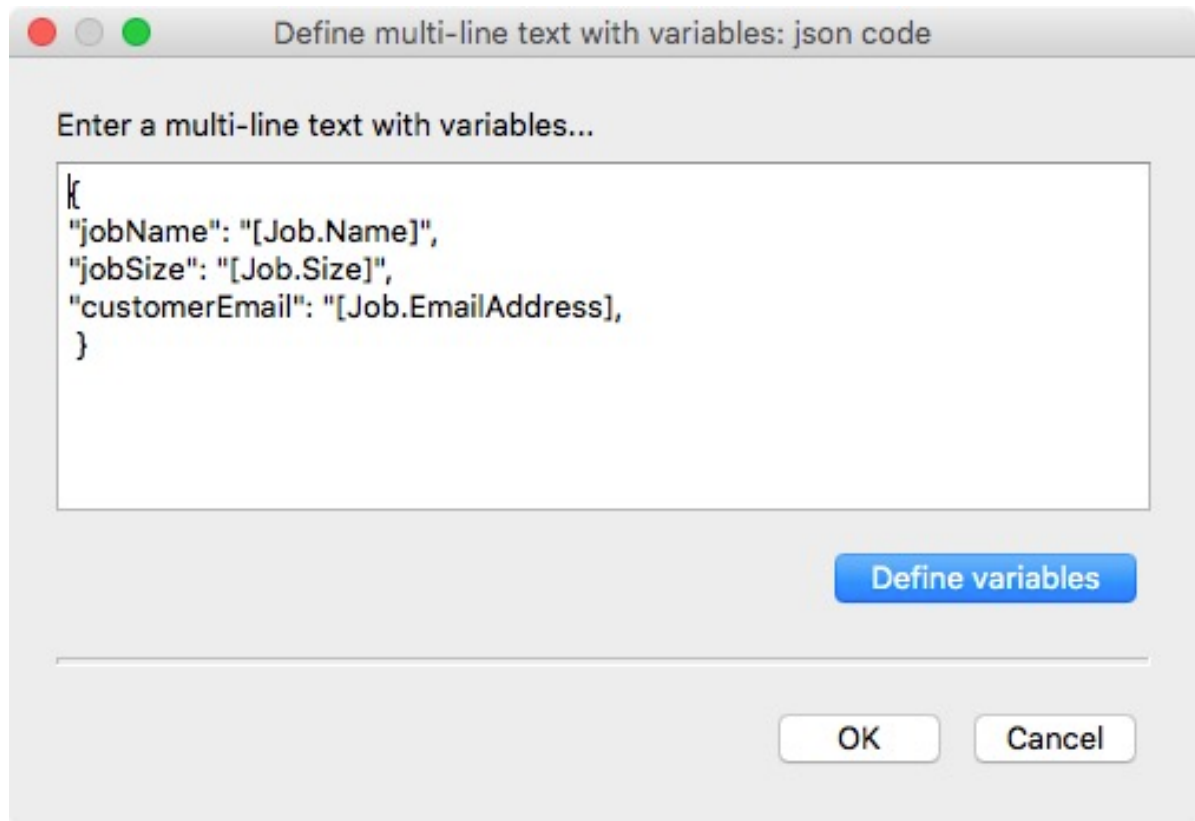
[Job.PrivateData:Key="myJsonData"]

Option to give the output file a name was added in version 6



| Property | Value |
|-----------------------------|---|
| Name | Make JSON |
| Description | |
| Output file name | Single-line text with variables defined |
| JSON code | Multi-line text with variables defined |
| Save as private data | No |

Example of JSON with Switch variables



What's new in version 4

Version 4 fixes a validation issue when JSON arrays were used together with Switch variables.

What's new in version 5

Fixed a minor bug that prevented the use of only one Switch variable in the JSON code.

What's new in version 6

Property setting to give a name to the output JSON-file.