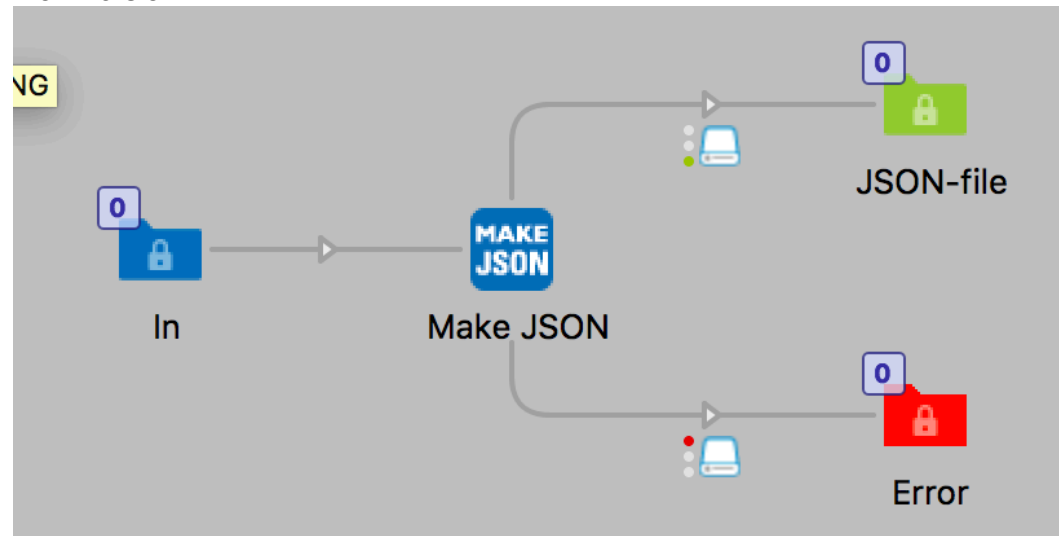


Make JSON

Description

Make JSON will let you create a JSON-file from text and Switch variables of your selection. This is a simple way to make JSON files for other uses in other systems outside of Switch.

Flow version 4



Flow version 1



This app is very simple, you have a multiline editor with variables where you can write your own JSON-code and add values from variables. For example you can pick up an XML file in Switch and make a JSON file out of it.

Note that there is no validation of the JSON in version 1

Compatibility

For Make JSON v1 Switch 13 update 1 to Switch 2017 update 1.
 Make JSON v4 Switch 2017 update 2 and up.
 Windows or Mac OSX.

Compatibility third-party applications

No third party applications are used by this app.

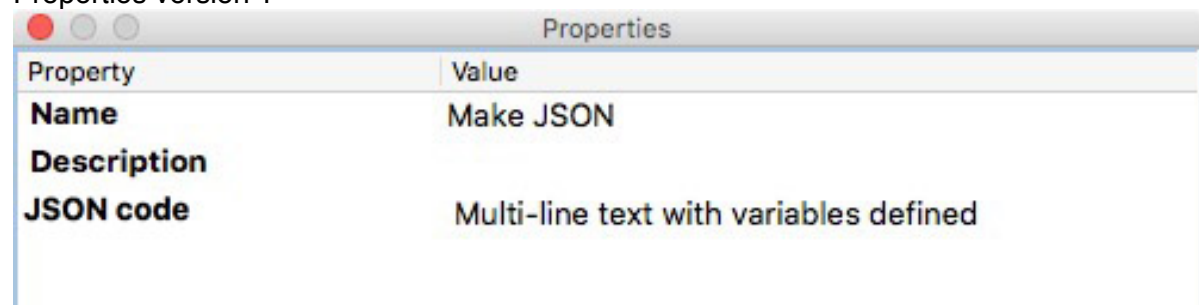
Connections

Make JSON has traffic light outgoing connection with Success and Error options. No settings are available for the outgoing connection.

Properties detailed info

There is only one property to set in version 1, the JSON code is a multiline text field where you can add Switch variables. What you write in this field will be the content of the JSON file. With version 4 you have the option to include the JSON as Private data or not.

Properties version 1



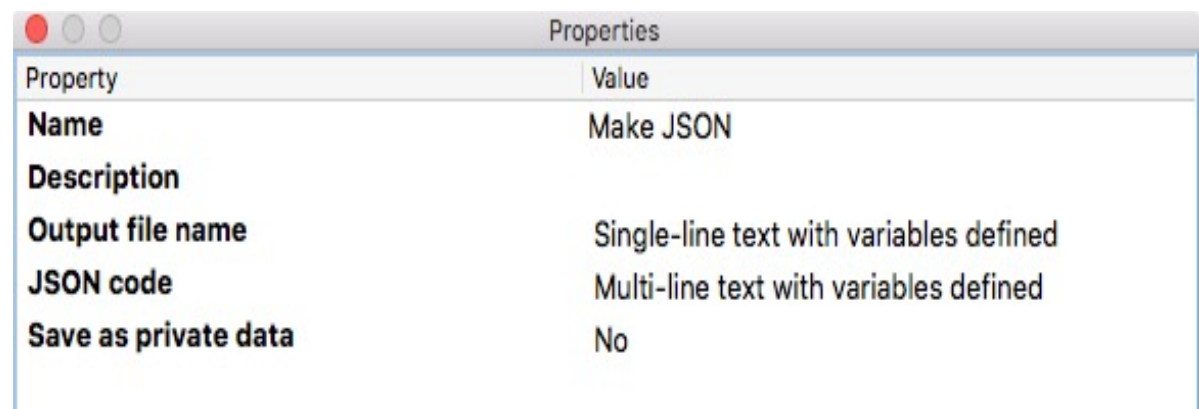
Property	Value
Name	Make JSON
Description	
JSON code	Multi-line text with variables defined

Properties version 6 with option to add the JSON as Private data in to the job.

The Key to access the private date is: **myJsonData** i.e.

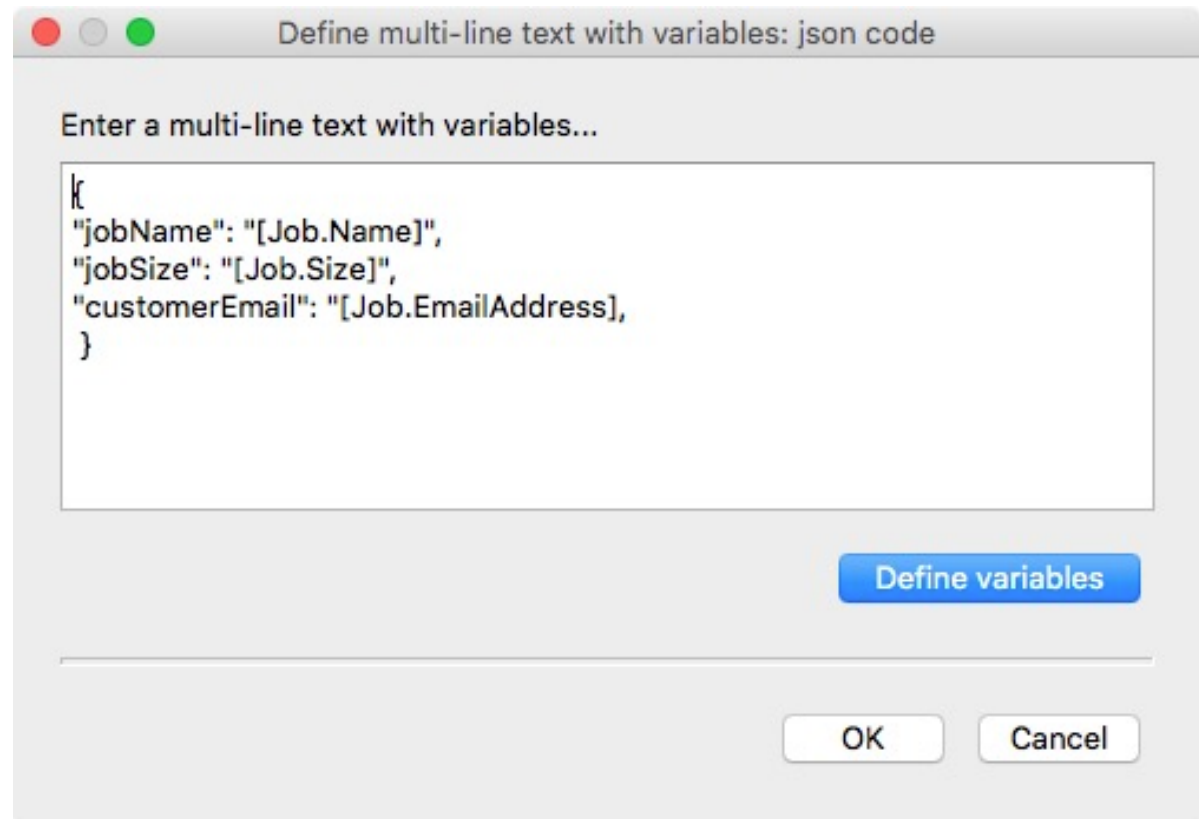
[Job.PrivateData:Key="myJsonData"]

Option to give the output file a name was added in version 6



Property	Value
Name	Make JSON
Description	
Output file name	Single-line text with variables defined
JSON code	Multi-line text with variables defined
Save as private data	No

Example of JSON with Switch variables



Whats new in version 4

Version 4 fixes a validation issue when JSON arrays were used together with Switch variables.

Whats new in version 5

Fixed a minor bug that prevented the use of only one Switch variable in the JSON code.

Whats new in version 6

Property setting to give a name to the output JSON-file.

Whats new in version 7

Now working if a variable value is empty it will give an empty value in the JSON.