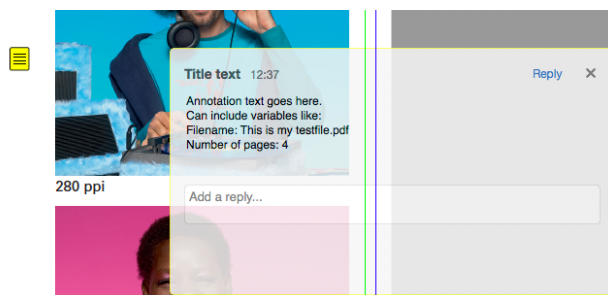
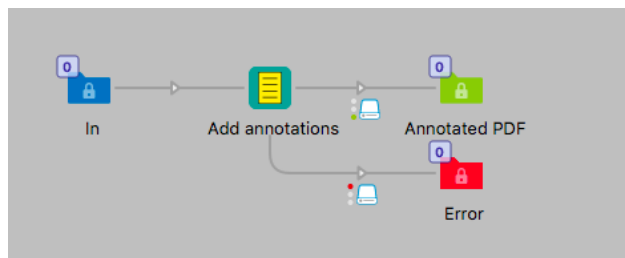


## Add annotations

### Description

Add annotations give you the option to add comments to a PDF. It can be very useful with PDF files that you send to PDF Review. The customer can then be alerted to check something in the document. You can create the message from Switch variables and plain text. The annotation will only be placed on the first page.



### Compatibility

Switch 18 and higher. Windows or Mac OSX.

#### Compatibility third-party applications

This app uses GhostScript to add the annotation to the PDF. Due to licensing requirements you have to install GhostScript on your system. When the app was created GhostScript were at version 9.52, it will work with earlier versions if you already have GhostScript on your system.

GhostScript can be downloaded here for Windows:

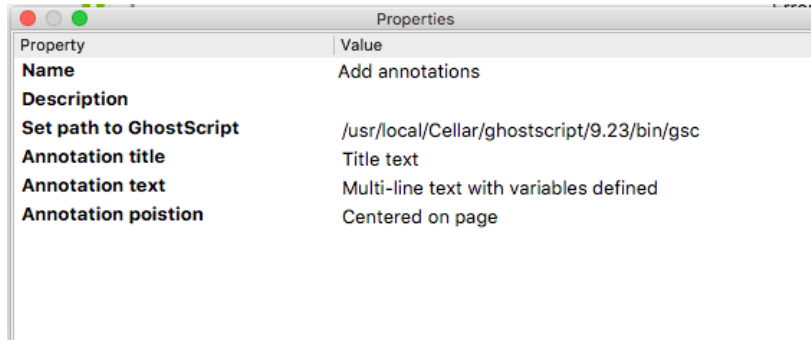
[ghostscript.com/download/gsdnld.html](http://ghostscript.com/download/gsdnld.html)

For Mac OSX it is recommended to use Homebrew to get and install GhostScript. Homebrew is found here: [brew.sh/](http://brew.sh/) after installing Homebrew you type this in a Terminal window to install GhostScript, "**brew install ghostscript**" it will usually install in /usr/local/bin and the file to use is gsc, if you use gs it can show popup messages for every job, gsc doesn't do that. For the Brew installation to work you also have to install Apples X-Code since Brew will compile the application during installation.

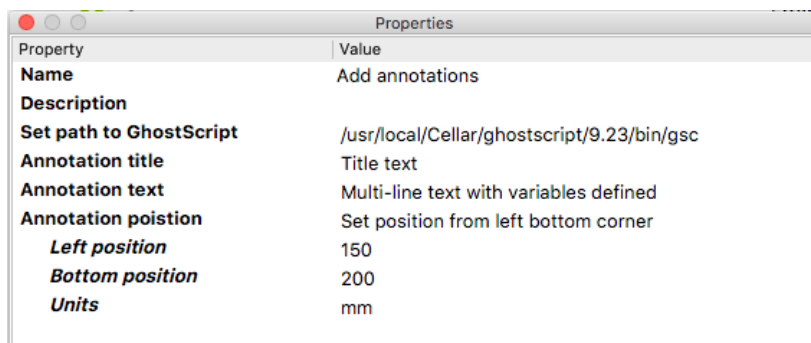
### Connections

Add annotations has one incoming connection and traffic light outgoing connections.

## Properties detailed info



Property	Value
<b>Name</b>	Add annotations
<b>Description</b>	
<b>Set path to GhostScript</b>	/usr/local/Cellar/ghostscript/9.23/bin/gsc
<b>Annotation title</b>	Title text
<b>Annotation text</b>	Multi-line text with variables defined
<b>Annotation poistion</b>	Centered on page



Property	Value
<b>Name</b>	Add annotations
<b>Description</b>	
<b>Set path to GhostScript</b>	/usr/local/Cellar/ghostscript/9.23/bin/gsc
<b>Annotation title</b>	Title text
<b>Annotation text</b>	Multi-line text with variables defined
<b>Annotation poistion</b>	Set position from left bottom corner
<i>Left position</i>	150
<i>Bottom position</i>	200
<i>Units</i>	mm

### Flow element properties

- **Set path to GhostScript**
  - Select the application path.
- **Annotation title**
  - Set the title to your annotation. It can use variables or script expressions
- **Annotation text**
  - This is the message, it is a multiline text field that can use variables from the Switch flow.
- **Annotation position**
  - Set the position on the page, by default it is centered.  
If you set a position that is outside of the page the job will fail and be sent to the error connection.