

## Receive Cimpress Gangs

### Description

The Receive Cimpress Gangs app allows the transfer of Gangs from the Cimpress' Mass Customization Platform (MCP) to the Fulfiller's/Supplier's file system in Enfocus Switch.

With this app, Fulfillers/Suppliers can:

- Download gangs from MCP.
- Choose either XML or JSON format for gang details.
- Provide a filename to the downloaded files.
- Periodically check for new MCP gangs and downloads associated artifacts.

**Note:** Receive Cimpress Gangs app skips a gang if a failure occurs at any step during processing. Subsequent periodic runs of the app will not be processed until the current run is complete.

### Prerequisites

This app is for Fulfillers/Suppliers who are registered on the Cimpress Mass Customization Platform (MCP).

For fulfillers/suppliers who fulfill gangs having documents of huge size should set the flow property i.e. abort process time related to Error Handling present under the *User preferences* to a higher value. This value depends on the internet connectivity at the fulfillers/suppliers and may be different for fulfillers/suppliers. The screen below shows this property.

Property	Value
<b>Abort file transfers after (minutes)</b>	120
<b>Abort processes after (minutes)</b>	30
<b>Abort FTP transfers when the flow is stopped</b>	No
<b>Retry mail transfers after (minutes)</b>	10
<b>Retry FTP transfers after (minutes)</b>	10
<b>Retry unreachable folder after (minutes)</b>	5
<b>Retry failed external processes after (minutes)</b>	0
<b>Send crash reports</b>	Ask user

### Compatibility

Switch Version Required: Switch 18 update 2 and above.

Platform: Windows, Mac OS

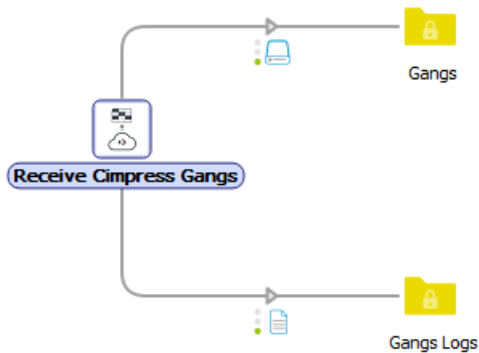
### Connections

The Receive Cimpress Gangs uses the TrafficLight outgoing connection. It has two

connections, one to carry data and other to carry logs. The gangs retrieved from MCP are routed to the directory configured with the outgoing connection that carry jobs of type data. The logs generated in the app are routed to the directory linked with the connection that carry logs.

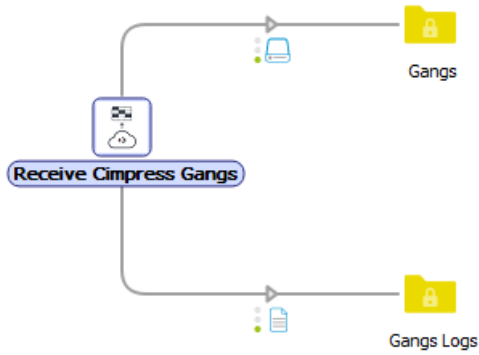
The screens below show the integration of the Receive Cimpress Gangs into a workflow in Enfocus Switch for different authentication types namely

- 1) By User Id and Password
- 2) By Client Id and Client Secret



Properties		Name
Property	Value	
<b>Name</b>	Receive Cimpress Gangs	▼ Gangs [2]
<b>Description</b>		▼ 1013271
<b>Interval to fetch Cimpress gangs (seconds)</b>	300	1013271.zip
<b>Fulfiller Id</b>	as6587h	▼ 1013278
<b>Choose authentication type</b>	By UserId and Password	1013278.zip
<i>User Id</i>	hello@gmail.com	
<i>User password</i>	*****	
<b>Format of data key/ dataset</b>	XML	
<i>Private data key name</i>	Cimpress_Gang	
<i>Dataset name</i>	Cimpress_Gang	

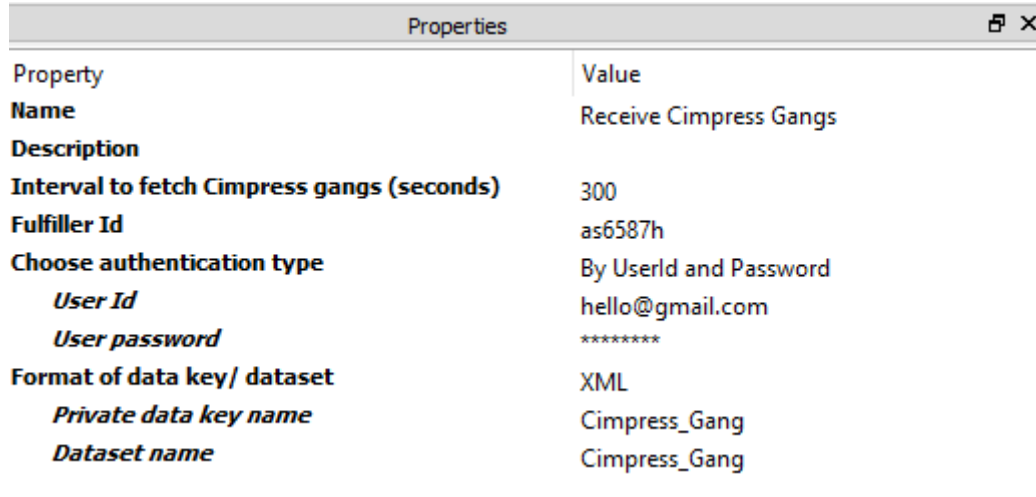
**Fig 1: Flow with authentication by User Id and Password**



Properties		Name
Property	Value	
<b>Name</b>	Receive Cimpress Gangs	<ul style="list-style-type: none"> <li>Gangs [2]                             <ul style="list-style-type: none"> <li>1013271                                     <ul style="list-style-type: none"> <li>1013271.zip</li> </ul> </li> <li>1013278                                     <ul style="list-style-type: none"> <li>1013278.zip</li> </ul> </li> </ul> </li> </ul>
<b>Description</b>		
<b>Interval to fetch Cimpress gangs (seconds)</b>	300	
<b>Fulfiller Id</b>	as6587h	
<b>Choose authentication type</b>	By UserId and Password	
<i>User Id</i>	hello@gmail.com	
<i>User password</i>	*****	
<b>Format of data key/ dataset</b>	XML	
<i>Private data key name</i>	Cimpress_Gang	
<i>Dataset name</i>	Cimpress_Gang	

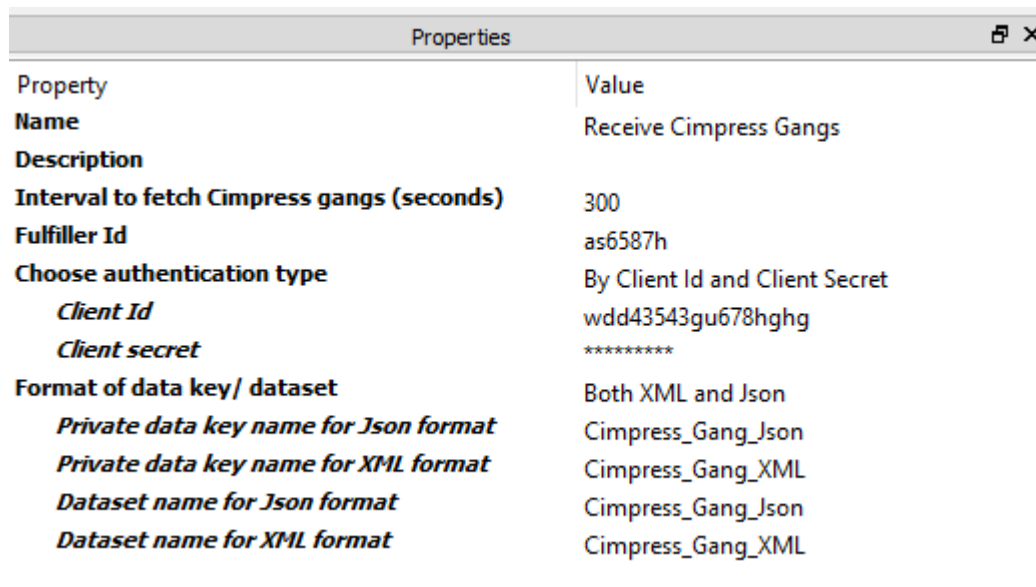
**Fig 2: Flow with authentication by Client Id and Client Secret**

## Properties detailed info



Property	Value
<b>Name</b>	Receive Cimpress Gangs
<b>Description</b>	
<b>Interval to fetch Cimpress gangs (seconds)</b>	300
<b>Fulfiller Id</b>	as6587h
<b>Choose authentication type</b>	By UserId and Password
<i>User Id</i>	hello@gmail.com
<i>User password</i>	*****
<b>Format of data key/ dataset</b>	XML
<i>Private data key name</i>	Cimpress_Gang
<i>Dataset name</i>	Cimpress_Gang

**Fig 1: Properties pane with authentication by User Id and Password**



Property	Value
<b>Name</b>	Receive Cimpress Gangs
<b>Description</b>	
<b>Interval to fetch Cimpress gangs (seconds)</b>	300
<b>Fulfiller Id</b>	as6587h
<b>Choose authentication type</b>	By Client Id and Client Secret
<i>Client Id</i>	wdd43543gu678hghg
<i>Client secret</i>	*****
<b>Format of data key/ dataset</b>	Both XML and Json
<i>Private data key name for Json format</i>	Cimpress_Gang_Json
<i>Private data key name for XML format</i>	Cimpress_Gang_XML
<i>Dataset name for Json format</i>	Cimpress_Gang_Json
<i>Dataset name for XML format</i>	Cimpress_Gang_XML

**Fig 2: Properties pane with authentication by Client Id and Client Secret**

## Flow elements properties

- Interval to fetch MCP gangs (seconds)
  - The time interval in seconds between successive runs of the app. To avoid overlapping two successive app runs, an interval of 10 minutes is recommended.
- Fulfiller Id
  - The unique identifier of the fulfiller as defined in the MCP.
- Choose authentication type
  - Select *By UserId and Password* to perform authentication by providing user credentials.

- Select *By Client Id and Client Secret* to perform authentication by providing client credentials.
- User Id
  - The identifier of the user who has access to receive MCP gangs for the fulfiller.
  - This is an additional property and will be visible when the user selects *By UserId and Password* to *Choose authentication type* property.
- User password
  - The password for the User Id.
  - This is an additional property and will be visible when the user selects *By UserId and Password* to *Choose authentication type* property.
- Client Id
  - The identifier of the client who has access to receive MCP gangs for the said fulfiller.
  - This is an additional property and will be visible when the user selects *By Client Id and Client Secret* to *Choose authentication type* property.
- Client secret
  - The secret linked with the Client Id.
  - This is an additional property and will be visible when the user selects *By Client Id and Client Secret* to *Choose authentication type* property.
- Format of data key/ dataset
  - The format in which gang details are stored under Private data key and dataset name. Select XML to get gang details in XML form. Select Json to get gang details in Json form. Select Both XML and Json to get gang details in both formats.
- Private data key name
  - The details of the gang are stored under this private data key (see further) in the selected format.
  - This additional property will be visible when user selects when user select either Json or XML to *Format of data key/ dataset* property.
- Dataset name
  - An opaque dataset with this name is added in which the gang details received from MCP is available in the selected format.
  - This additional property will be visible when user selects when user select either Json or XML to *Format of data key/ dataset* property.
- Private data key name for Json format
  - This is an additional property and will be visible when the user selects Both XML and Json to *Format of data key/ dataset* property.
  - The details of the gang are stored under this private data key (see further) in Json format.
- Dataset name for Json format
  - This is an additional property and will be visible when the user selects Both XML and Json to *Format of data key/ dataset* property.
  - An opaque dataset with this name is added in which the gang details received from MCP is available in Json format.
- Private data key name for XML format
  - This is an additional property and will be visible when the user selects Both XML and Json to *Format of data key/ dataset* property.

- The details of the gang are stored under this private data key (see further) in XML format.
- Dataset name for XML format
  - This is an additional property and will be visible when the user selects Both XML and Json to *Format of data key/ dataset* property.
  - An opaque dataset with this name is added in which the gang details received from MCP is available in the XML format.
- Private data key
  - The app adds information about the gang in either XML or JSON format in the private data:

Private data key	Stored value
<key>	The gang information that includes the gang information along with information for items within it and assets information. Sample gang detail in JSON and XML format is given below.

- Dataset name
  - The app adds information about the gang and the gang-item in either XML or Json format in the dataset. The dataset is not opaque for XML dataset:

Dataset	Stored value
<dataset>	The gang information that includes the gang information along with information for items within it and assets information. Sample gang detail in JSON and XML format is given below.

The gang details are present in the Private data key and Opaque JSON dataset will have the below noted fields. Refer to the sample JSON/XML data given below.

- gangDetails
  - Details for the gang
    - gangId: The unique Id by which gang will be recognized at Cimpress.
    - longGangId: The unique Id by which gang will be recognized at Cimpress. It is the longer format for the above Id.

A sample gang detail in JSON format is given below:

```

{
  "gangDetails": {
    "longGangId": " abcd1234-efgh-5678-ijklmn-opqrs90tuvvwxyz ",
    "gangId": "123456"
  }
}
```

A sample gang detail in XML format is given below:

```
<?xml version="1.0" encoding="UTF-8"?>
<gangDetails>
  <longGangId>abcd1234-efgh-5678-ijklmn-opqrs90tuvwxyz</longGangId>
  <gangId>123456</gangId>
</gangDetails>
```

### Outgoing connections properties

NA

Version #	Updates
V10	New app in Enfocus Switch Appstore to send gangs to fulfillers.
V11	Feature to remove the global data by having a gap between two successive flow runs a span of interval plus 1 minute or more. Improved triaging by logging information on MCP.
V12	Feature to wait till the service gives response by setting request timeOut to 0 while downloading huge files.
V13	No change.
V14	No change.