

Recycle bin



Recycle bin is a default Switch app that deletes incoming jobs either immediately or depending on the jobs size, age etc...

Keywords

Keywords can be used with the search function above the Elements pane.

The keywords for the **Recycle bin** element are:





- trash can
- remove
- delete

Connections

Recycle bin does not allow outgoing connections.

Properties

Property	Description
Element type	The flow element type: Recycle bin. This property is useful to identify renamed flow elements. It cannot be changed.
Name	The name of the flow element displayed in the canvas
Description	A description of the flow element displayed in the canvas. This description is also shown in the tooltip that appears when moving your cursor over the flow element.
Keep N jobs	If set to zero, jobs are deleted immediately when they arrive in the Recycle bin (unless another Keep ... jobs property applies). If non-zero, the Recycle bin only deletes the jobs when the total number of jobs in the Recycle bin exceeds the given limit (N); the oldest jobs are then deleted until the number of jobs in the Recycle bin is once again under the limit.

Property	Description
	 <p>Note: The different "Keep...jobs" properties of the Recycle bin tool are independent; jobs are deleted as soon as they exceed the limit of any of the "Keep ... jobs" properties.</p>
Keep N MB jobs	<p>If set to zero, jobs are deleted immediately when they arrive in the Recycle bin (unless another Keep ... jobs property applies).</p> <p>If non-zero, the Recycle bin only deletes the jobs when the total size of all jobs in the Recycle bin exceeds the given limit (N); the oldest jobs are then deleted until the total size of the jobs in the Recycle bin is once again under the limit.</p> <hr/>  <p>Note: The different "Keep...jobs" properties of the Recycle bin tool are independent; jobs are deleted as soon as they exceed the limit of any of the "Keep ... jobs" properties.</p>
Keep jobs for N (hours)	<p>If set to zero, jobs are deleted immediately when they arrive in the Recycle bin (unless another Keep ... jobs property applies).</p> <p>If non-zero, the Recycle bin only deletes the job after a specific number (N) of hours; any job that is older than the limit is permanently removed from the Recycle bin.</p> <hr/>  <p>Note: The different "Keep...jobs" properties of the Recycle bin tool are independent; jobs are deleted as soon as they exceed the limit of any of the "Keep ... jobs" properties.</p>
Move to system recycle bin	<p>If set to No (default), jobs moved to the Recycle bin are deleted permanently.</p> <p>If set to Yes, jobs deleted by the Recycle bin tool are not permanently deleted but instead moved to the system Recycle bin, so they can be recovered if they were deleted by accident. Note that you need to empty the bin regularly, otherwise you'll run out of disk space.</p> <hr/>  <p>Note: On Mac, if this option is set to Yes, you may get an error in the Switch messages that informs you that Switch has no access to the Trash library. In that case, go to the directory of the path displayed in the error message in the Terminal and enter the command 'chmod 755 macos-trash'. Next, try to activate the job again.</p>
<i>Strip unique name</i>	<p>Only available if <i>Move to system recycle bin</i> is set to <i>Yes</i>.</p> <p>If set to Yes, the unique name prefix added to the filename by Switch is removed before moving the job to the system Recycle bin.</p>